

Healthcare Information Transparency

Florida Health Care Affordability Summit
April 26, 2016



Health Data and Information for Consumers and Stakeholders

The screenshot shows the FloridaHealthFinder.gov website. At the top left is the logo "FloridaHealthFinder.gov" with the tagline "Connecting Florida with Health Care Information". To the right are navigation links for "Home" and "Researchers and Professionals". Below these is a video icon and the text "How do I use this website?". The main content area features a large image of a medical team with a newborn baby in a hospital bed. An orange button with a white arrow points to the image, labeled "Deliveries and Newborns". To the right of the image is a "Compare" section with a list of categories: "Assisted Living Facilities", "Hospitals / Ambulatory Surgery Centers / Physicians", "Health Plans", "Medicaid Health Plan Report Card", "Nursing Homes", and "Prescription Drug Prices". Each category has a right-pointing arrow. Below the image are five small circles, with the last one being larger and white, indicating the current slide. At the bottom of the screenshot are three columns: "Resources" (A comprehensive collection of help and information for consumers.), "Health Education" (Learn about medical conditions, symptoms, procedures, tests and), and "Locate" (Find and learn about Florida health care facilities and providers).

Resources

A comprehensive collection of help and information for consumers.

Health Education

Learn about medical conditions, symptoms, procedures, tests and

Locate

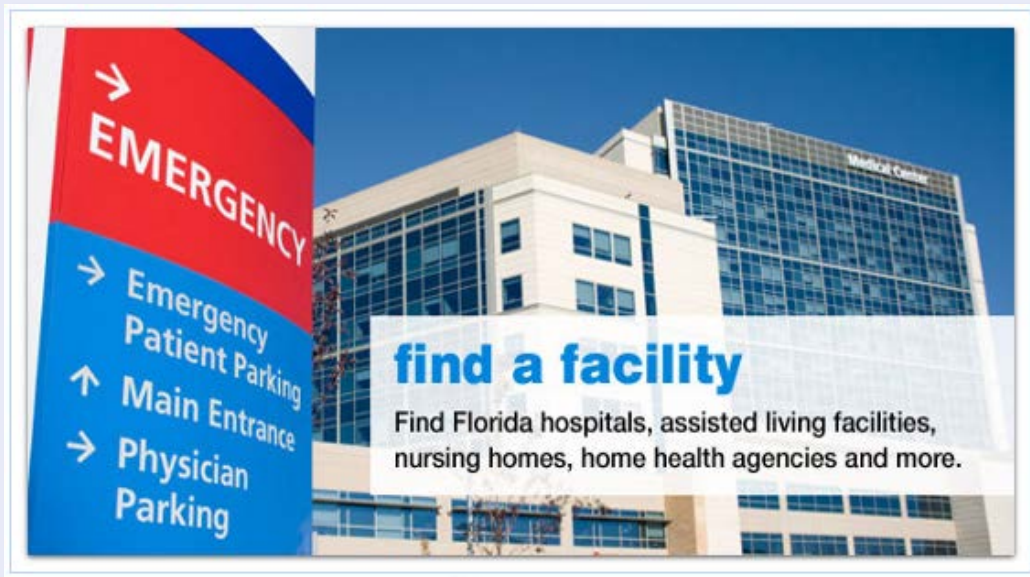
Find and learn about Florida health care facilities and providers



FloridaHealthFinder.gov

Facility and Provider Locator

Updated Nightly!



- Search options – locate facilities, provider type, name, address, city, county, administrator
- Advanced search options by provider type – license status, bed type, specialty license, service areas, special programs/services
- Provides inspection reports, emergency actions and legal actions
- Find driving directions
- Links to quality and performance information
- Provides web addresses and mapping directions



FloridaHealthFinder.gov

Facility Profile: Hospital

BAPTIST HOSPITAL INC

Street Address [Get Directions](#)
 1000 W MORENO ST
 PENSACOLA, FL 32501

Mailing Address
 1000 W MORENO ST
 PENSACOLA, FL 32522
 Phone: (850) 434-4011
 County: Escambia
 Website: <http://www.bhcpns.org/>
 Accredited by: Joint Commission

Emergency Actions:
 None

AHCA Reports:
[Inspection Reports](#)

Services/Characteristics:
 Emergency Department : Yes, Level 2 Trauma Center
 Emergency Services : Anesthesia, Burns, Cardiology, Cardiovascular Surgery, Colon & Rectal Surgery, Emergency Medicine, Endocrinology, Gastroenterology, General Surgery, Gynecology, Hematology, Internal Medicine, Nephrology, Neurology, Neurosurgery, Obstetrics, Ophthalmology, Oral/Maxillo-facial Surgery, Orthopedics, Otolaryngology, Podiatry, Psychiatry, Pulmonary Medicine, Radiology, Thoracic Surgery, Urology, Vascular Surgery
 Programs : Level 2 Adult Cardiovascular Services, Primary Stroke Center
 Special Services : Adult Open Heart Surgery
 Baker Act Receiving Facility : Yes

Legal Actions

Date Imposed	Case #	Case Type	Fine Amount
04/11/2012	2012002751	Fine	\$500.00

The legal actions displayed are issued for the licensee of the facility/provider at the time the case was initiated. If a change of licensee has occurred, "owner since" represents the date the current licensee began. The Final Order displays the name of the appropriate licensee.

Compare Quality and/or Pricing:
[Compare Care - Hospitals and Ambulatory Surgical Centers](#)

Consumer Brochures:
[A Patient's Guide to a Hospital Stay](#)
[Patient Safety](#)
[Health Care Advance Directives](#)

Facility/Provider Type: Hospital
 Chief Executive Officer: DAVID WILDEBRANDT
 Owner: BAPTIST HOSPITAL INC
 Owner Since: 7/1/1991
 Profit Status: Not-For-Profit
 Licensed Beds: 492

Bed Types:
 Acute Care : 402
 Adult Psychiatric : 64
 Child Psychiatric : 26

AHCA Number (File Number): 100093
 AHCA Region: 01
 License Number: 4456
 Current License Effective: 12/21/2012
 License Expires: 6/30/2013
 License Status: ACTIVE

Legal Actions

Date Imposed	Case #	Case Type	Fine Amount
04/11/2012	2012002751	Fine	\$500.00

FloridaHealthFinder.gov

Comparative Information for Hospitals

Health Encyclopedia | [List of Topics](#) | [Bones and Joints](#) | [Joint Replacement](#)

Search the Health Encyclopedia

[Go](#)

Hip joint replacement

Definition
Hip joint replacement is surgery to replace all or part of the hip joint with a man-made (artificial) joint. The artificial joint is called a prosthesis.

Alternative Names
Hip arthroplasty; Total hip replacement; Hip hemiarthroplasty

Description
Your hip joint is made up of two major parts. One or both parts may be replaced during surgery:

- ▶ The hip socket (a part of the pelvic bone called the acetabulum)
- ▶ The upper end of the thighbone (called the femoral head)

The new hip that replaces the old one is made up of these parts:

- ▶ A socket, which is usually made of strong metal
- ▶ A liner, which fits inside the socket. It is usually plastic, but some surgeons are now trying other materials, like ceramic and metal. The liner allows the hip to move smoothly.
- ▶ A metal or ceramic ball that will replace the round head (top) of your thigh bone.
- ▶ A metal stem that is attached to the thigh bone to make the joint more stable.

FloridaHealthFinder.gov

Health Outcome Data

Hospitalizations, length of stay, charges, and readmission rate for *Hip Replacement*

- ▶ All Adults, Ages 18+
- ▶ Adult, Ages 18 - 64
- ▶ Adult, Seniors Ages 65+

▶ *Hip Replacement Mortality Rate*

Care Points

Bathroom safety - adults

Getting your home ready - knee or hip surgery



FloridaHealthFinder.gov - Readmissions

Category: Heart and Circulatory System

Condition/Procedure: Angioplasty

Age Group: All Adults, Ages 18+

Time Period: April 2014 through March 2015

Time Period (15 Day Readmission rate): January 2014 through December 2014

Facility / City	Total Hospitalizations	Charges Low	Charges High	Average Length of Stay	15 day Readmission Rate
STATEWIDE	43,462	\$72,624	\$134,785	3.8 days	7.27%
CAPITAL REGIONAL MEDICAL CENTER - 100254 TALLAHASSEE	200	\$82,368	\$123,150	3.9 days	★★
TALLAHASSEE MEMORIAL HOSPITAL - 100135 TALLAHASSEE	604	\$66,745	\$108,107	3.4 days	★★

What the readmission rate means:

- ★★★ - Fewer readmissions than expected given how sick patients were (Better than expected)
- ★★ - Expected number of readmissions given how sick patients were (As expected)
- ★ - More readmissions than expected given how sick patients were (Worse than expected)
- N/A - Not enough data to calculate.



FloridaHealthFinder.gov

Patient Satisfaction Survey

Time Period: January 2014 through December 2014

Directions:

View the results below or if you would like to change the "sort-by-column" use the drop-down box, then click "View Results".

Ascending (A-Z, 0-9)
 Descending (Z-A, 9-0)

View Results

Facility / City	Summary Rating	Communication with Nurses	Communication with Doctors	Responsiveness of Hospital Staff	Pain Management	Communication about Medicines	Discharge Information	Care Transition	Cleanliness of Hospital Environment	Quietness of Hospital Environment	Overall Hospital Rating	Recommend the Hospital
CAPITAL REGIONAL MEDICAL CENTER - 100254 TALLAHASSEE	★★	★★	★★	★★	★★	★★	★★★	★★	★★★	★★★★	★★★	★★★
TALLAHASSEE MEMORIAL HOSPITAL - 100135 TALLAHASSEE	★★★★	★★★★	★★★★	★★	★★★★	★★★★	★★★★	★★★★	★★★★	★★★★	★★★★	★★★★



FloridaHealthFinder.gov

Complication Rates

Age Group: Age 18 years and older

Time Period: April 2014 through March 2015

Facility / City	Pressure Ulcer	Iatrogenic Pneumothorax	Postoperative Hip Fracture	Postoperative Pulmonary Embolism or Deep Vein Thrombosis
CAPITAL REGIONAL MEDICAL CENTER - 100254 TALLAHASSEE	★★	★★	★	★★
TALLAHASSEE MEMORIAL HOSPITAL - 100135 TALLAHASSEE	★★	★	★★	★★

What the Complication rate means:

- ★★★★ - Fewer complications than expected given how sick patients were (Better than expected)
- ★★★ - Expected number of complications given how sick patients were (As expected)
- ★★ - More complications than expected given how sick patients were (Worse than Expected)
- N/A - Not enough data to calculate.



FloridaHealthFinder.gov - Infections

Infection Rates

Age Group: All Ages

Time Period: January 2014 to December 2014

Directions:

View the results below or if you would like to change the "sort-by-column" use the drop-down box, then click "View Results". To learn more about the data, click the column heading. To learn more about the facility, click the facility name. For the Health Encyclopedia References for Infection Rates [click here](#).

- Sort by Column - Ascending (A-Z, 0-9) Descending (Z-A, 9-0)

Facility / City	Catheter Associated Urinary Tract Infection (CAUTI)	Central-line Associated Bloodstream Infection (CLABSI)	Clostridium Difficile Infections (C. diff.)	Methicillin-resistant Staphylococcus aureus (MRSA)	Surgical Site Infection from Abdominal Hysterectomy (SSI: Hysterectomy)	Surgical Site Infection from Colon Surgery (SSI:Colon)
CAPITAL REGIONAL MEDICAL CENTER - 100254 TALLAHASSEE	★	★★	★★	★★	N/A	★★
TALLAHASSEE MEMORIAL HOSPITAL - 100135 TALLAHASSEE	★★	★★★	★★★	★★	★★	★★★



FloridaHealthFinder.gov

Compare Hospitals

Coronary Artery Bypass Graft Mortality Rate

Age Group: Age 40 years and older

Time Period: April 2014 through March 2015

Facility / City	Total Volume	Mortality Rate
CAPITAL REGIONAL MEDICAL CENTER - 100254 TALLAHASSEE	73	★★
TALLAHASSEE MEMORIAL HOSPITAL - 100135 TALLAHASSEE	259	★★

What the mortality rate means:

- ★★★ - Fewer deaths than expected given how sick patients were (Better than expected)
- ★★ - Expected number of deaths given how sick patients were (As expected)
- ★ - More deaths than expected given how sick patients were (Worse than expected)
- N/A - Not enough data to calculate.



Assisted Living Facility Comparative Information

Selected Counties: Lake

Time Period: April 26, 2011 - April 25, 2016






Directions:

 This symbol directs you to the inspection details for this facility. These web pages list violations of a regulation that are found during an inspection of a health care provider. Click the facility name to access more details for that facility.

For a listing of what activities and special programs and services are offered, hover over the number.

View the results below or if you would like to change the "sort-by-column" use the drop-down and click "View Results".

[View Results](#) Ascending (A-Z, 0-9) Descending (Z-A, 9-0)

Facility / City	Bed Size	Number of Substantiated Complaints	Sanctions / Final Orders	Fine Amount	Number of Deficiencies						Nurse Availability	Number of Special Programs and Services	Number of Activities
					Total Deficiencies	Class 1	Class 2	Class 3	Class 4	Unclassified			
HERITAGE ALF OF TAVARES, INC. (THE)  TAVARES	36	3	0	\$0.00	22	0	0	22	0	0	NR	NR	NR
BROOKDALE LEESBURG 2  LEESBURG	40	0	0	\$0.00	4	0	0	4	0	0	NR	NR	NR
LAKE HARRIS INN  LEESBURG	40	0	0	\$0.00	2	0	0	2	0	0	NR	NR	NR
RULEME PLACE  EUSTIS	40	2	0	\$0.00	7	0	0	7	0	0	NR	NR	NR
HENDERSON HOUSE ALF  EUSTIS	44	6	4	\$17,250.00	27	0	4	23	0	0	NR	NR	NR



Nursing Home Inspection Ratings

Selected Florida Counties: Marion

Rating Time Period: July 2013 - December 2015

Last Updated: February 2016

Directions:

View the results below or if you would like to change the "sort-by-column" use the drop-down box, then click "View Results".

- Sort by Column - Ascending (A-Z, 0-9) Descending (Z-A, 9-0)

[View Results](#)

Facility / City	Region	Inspection				Inspection Components				
		Overall Inspection	Quality of Care	Quality of Life	Administration	Nutrition & Hydration	Restraints & Abuse	Pressure Ulcers	Decline	Dignity
AVANTE AT OCALA, INC OCALA	Region 3 Gainesville/Ocala	★★	★★★	★★	★★	★★★★★	★★★★★	★★★★★	★★★★★	★
CLUB HEALTH AND REHABILITATION CENTER AT THE VILLAGES (THE) THE VILLAGES	Region 3 Gainesville/Ocala	★★★★★	★★★	★★★★★	★★★★★	★	★★★★★	★★★★★	★★★★★	★★★★★
HAWTHORNE HEALTH AND REHAB OF OCALA OCALA	Region 3 Gainesville/Ocala	★★	★	★★★	★★	★★★★★	★★★★★	★★★★★	★★★	★
LIFE CARE CENTER OF OCALA OCALA	Region 3 Gainesville/Ocala	★★★★★	★★★★★	★★★★★	★★★★★	★★★★★	★★★★★	★★★★★	★★★★★	★★★★★
OAKHURST CENTER OCALA	Region 3 Gainesville/Ocala	★★★	★★★★★	★★	★★★	★★★★★	★★★★★	★★★★★	★★★★★	★
OCALA HEALTH AND REHABILITATION CENTER OCALA	Region 3 Gainesville/Ocala	★★★★★	★★★★★	★★★★★	★★★★★	★★★★★	★★★★★	★★★★★	★★★★★	★★★★★



Quality of Care Indicators - Ratings

County: Broward

Plan Type: Commercial HMO

Data are for services received in 2014

Sorting Options:

Sort By Column

Ascending (A-Z, 0-9)

Descending (Z-A, 9-0)

[View Results](#)

Display of data:

Scores

Ratings

Statewide Information for Plans Currently Operating in Broward County

Health Plan Type	Plan Name	Breast Cancer Screening	Cervical Cancer Screening	Prenatal Care	Controlling High Blood Pressure	Diabetes Care: Eye Exam	Diabetes Care: Nephropathy	Use of Appropriate Medications for People with Asthma	Chlamydia Screening in Women (combined age groups)	Well-Child Visits, First Fifteen Months of Life, Six or More Vis	Well-Child Visits, Ages 3-6 Years	Adolescent Well-Care Visits
Commercial HMO	Aetna Health, Inc.	★★★★☆	N/A	★★★★☆	★★★★☆	N/A	N/A	★★★★☆	★★★★★	★★★★☆	★★★★★	★★★★★
Commercial HMO	AvMed, Inc.	★★★★★	N/A	★★★★★	★★★★☆	N/A	N/A	★★★★☆	★★★★★	★★★★★	★★★★★	★★★★★
Commercial HMO	CIGNA Healthcare of Florida, Inc.	★★★★☆	N/A	★★★★★	★★★★★	N/A	N/A	★★★★★	★★★★★	★★★★★	★★★★★	★★★★★
Commercial HMO	Coventry Health Care of Florida, Inc.	★★★★★	N/A	★★★★☆	★★★★☆	N/A	N/A	★★★★☆	★★★★★	★★★★★	★★★★★	★★★★★
Commercial HMO	Coventry Health Care of Florida, Inc. (marketplace)	★★★★★	N/A	★★★☆☆	★★★☆☆	N/A	N/A	N/A	★★★★★	N/A	★★★☆☆	★★★☆☆
Commercial HMO	Coventry Health Plan of Florida, Inc.	★★★★★	N/A	★★★★☆	★★★☆☆	N/A	N/A	★★★☆☆	★★★★★	★★★★★	★★★★★	★★★★★
Commercial HMO	Health Options Inc.	★★★★☆	N/A	★★★★☆	★★★★☆	N/A	N/A	★★★★☆	★★★★★	★★★★☆	★★★★★	★★★★☆



FloridaHealthFinder.gov

